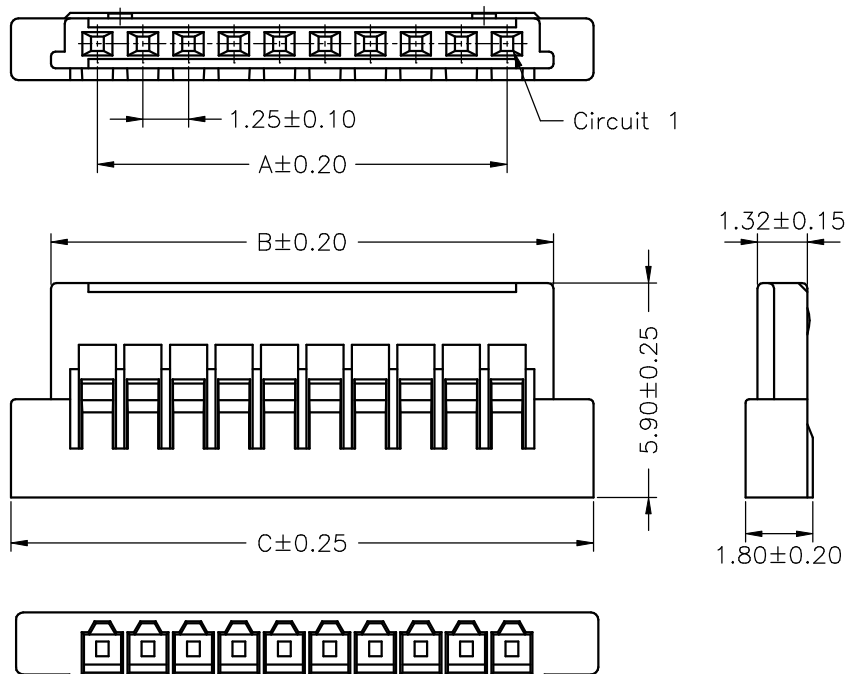


SPECIFICATIONS

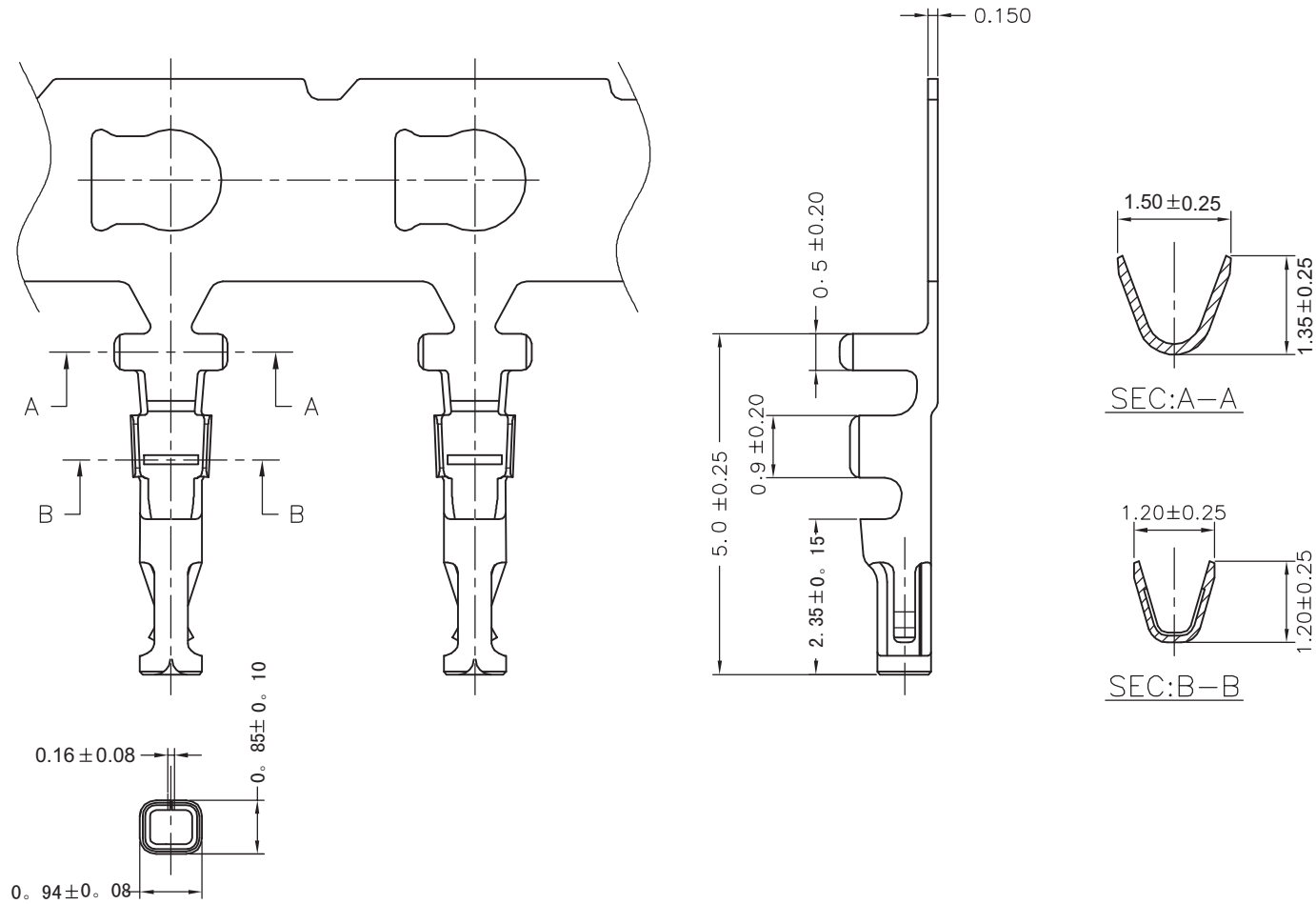
Current Rating: 1A AC,DC
 Voltage Rating: 200V AC,DC
 Temperature Range: -25°C ~ +85°C
 Contact Resistance: 40mΩ Max.
 Insulation Resistance: 100MΩ Min.
 Withstanding Voltage: 500V AC/minute
 Material: Nylon 66,UL94V-0
 Color: Black



Ordering Information & Dimensions

PART NO.	Dimensions		
	A	B	C
A1255H-2P	1.25	3.80	6.00
A1255H-3P	2.50	5.05	7.25
A1255H-4P	3.75	6.30	8.50
A1255H-5P	5.00	7.55	9.75
A1255H-6P	6.25	8.80	11.00
A1255H-8P	8.75	11.30	13.50
A1255H-10P	11.25	13.80	16.00
A1255H-15P	17.50	20.05	22.25
A1255H-20P	23.75	26.30	28.50
A1255H-25P	30.00	32.55	34.75
A1255H-30P	36.25	38.80	41.00

广瑞电子科技有限公司			
UNIT	SCALE	SHEET	TITLE:
mm		1 of 1	1.25mm PITCH HOUSING ULTRA LOW PROFILE
DRAWN BY	APPROVED BY		
SUSAN	HENLY		
2001.04.17	2001.04.17		DRAW NO. :
GENERAL TOLERANCE			A1255H-XP
		X. X±0.25	ANGLE±
BO	NEW RELEASE	2005.12.10	REV. BO
REV.	DESCRIPTION	DATE	



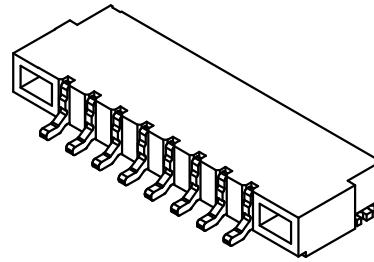
Ordering Information & Specifications

Part No	Wire Range	Insulation O.D.	Material	Finish	Qty/reel
A1255-TPE	AWG#28-#32	0.90mm(max)	Phosphor Bronze	Tin-plated	15,000pcs
A1255-GPE	AWG#28-#32	0.90mm(max)	Phosphor Bronze	Gold-plated 3u"	15,000pcs
A1255-GPE-G5	AWG#28-#32	0.90mm(max)	Phosphor Bronze	Gold-flash 1u"	15,000pcs

Note:E-Stamping before Gold-plated or Tin-plated

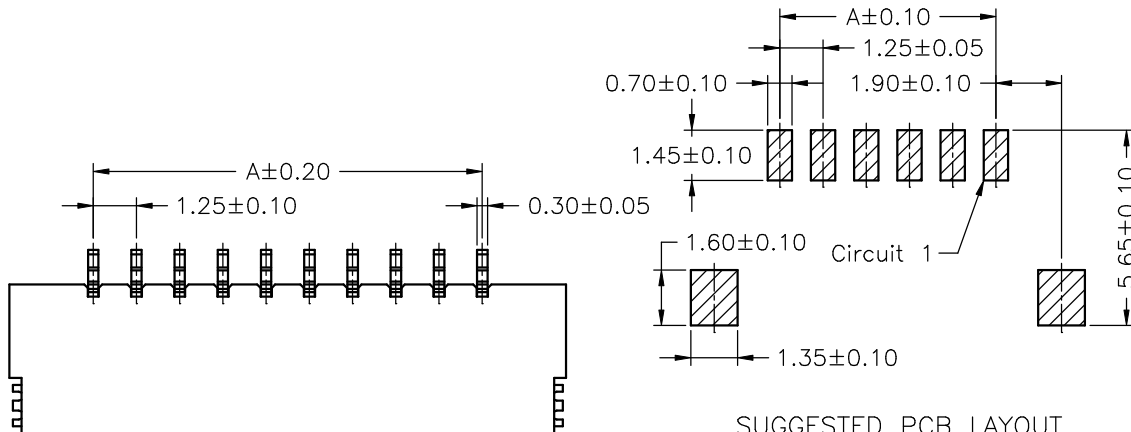
广瑞电子科技有限公司					
			UNIT	SCALE	SHEET
			mm		1 of 1
B4	REVISE	2007.12.30	DRAWN BY	APPROVED BY	
B3	REVISE	2007.10.06	SUSAN	HENLY	
B2	REVISE	2007.09.08	GENERAL TOLERANCE		
B1	REVISE	2006.11.30	X. XX ± 0.25	ANGLE \pm	
B0	NEW RELEASE	2005.12.10	X. XX ± 0.15		
REV.	DESCRIPTION	DATE	X. XXX ± 0.05		
DRAW NO. : A1255-XX					REV. B4

TITLE:
1.25mm PITCH
CRIMP TERMINAL

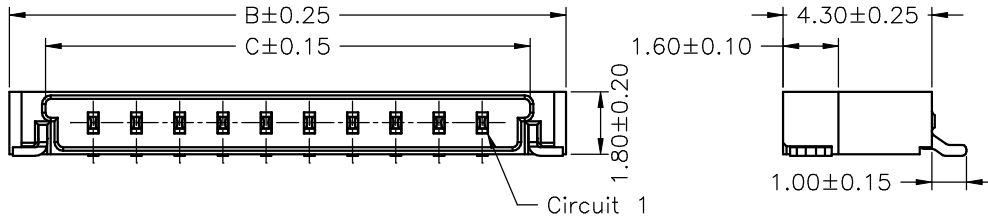


SPECIFICATIONS

Current Rating: 1A AC,DC
 Voltage Rating: 200V AC,DC
 Temperature Range: -25°C ~ +85°C
 Contact Resistance: 40mΩ Max.
 Insulation Resistance: 100MΩ Min.
 Withstanding Voltage: 500V AC/minute
 Pin Material: Brass/Gold-flash
 Solder Tabs: Brass/Tin-plated
 Material: Nylon 6T,UL94V-0
 Color: Natural(Beige)



SUGGESTED PCB LAYOUT
(COMPONENT SIDE)



Ordering Information & Dimensions

PART NO.	Dimensions		
	A	B	C
A1255WR-S-2P	1.25	6.10	4.01
A1255WR-S-3P	2.50	7.35	5.26
A1255WR-S-4P	3.75	8.60	6.51
A1255WR-S-5P	5.00	9.85	7.76
A1255WR-S-6P	6.25	11.10	9.01
A1255WR-S-8P	8.75	13.60	11.51
A1255WR-S-10P	11.25	16.10	14.01
A1255WR-S-15P	17.50	22.35	20.26
A1255WR-S-20P	23.75	28.60	26.51
A1255WR-S-25P	30.00	34.85	32.76
A1255WR-S-30P	36.25	41.10	39.01

广瑞电子科技有限公司					
UNIT	SCALE	SHEET	TITLE:		
mm		1 of 1	1.25mm PITCH 90° WAFER-SMT TYPE ULTRA LOW PROFILE		
DRAWN BY	APPROVED BY				
SUSAN	HENLY				
2002.08.23	2002.08.23				
GENERAL TOLERANCE					
		X. X±0.25	ANGLE±		
B0	NEW RELEASE	2005.12.10	X. XX±0.15	DRAW NO. : A1255WR-S-XP	
REV.	DESCRIPTION	DATE	X. XXX±0.05		REV. B0