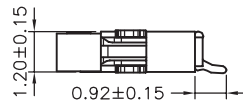
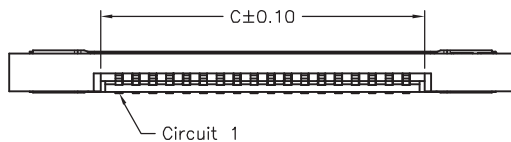
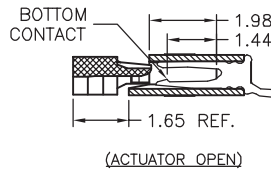
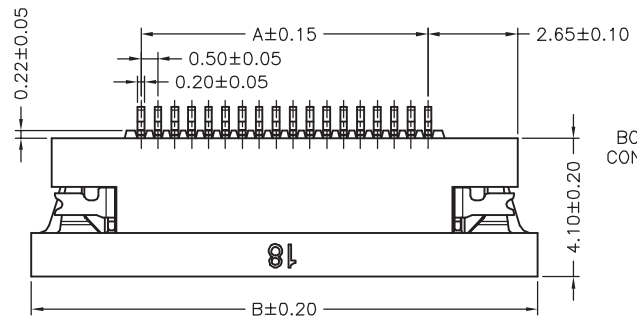


SPECIFICATIONS
 Current Rating: 0.5A AC,DC
 Voltage Rating: 50V AC,DC
 Temperature Range: -25°C ~ +85°C
 Contact Resistance: 30mΩ Max.
 Insulation Resistance: 100MΩ Min.
 Withstanding Voltage: 250V AC/minute
 Contacts: Phosphor Bronze/Gold-plated
 Solder Tabs: Phosphor Bronze/Gold-flash
 Housing: LCP,UL94V-0,Natural(Beige)
 Actuator: Nylon 6T,UL94V-0,Natural(Black)

Ordering Information & Dimensions

PART NO.	Dimensions			PART NO.	Dimensions		
	A	B	C		A	B	C
F0501WR-S-04PDB1	1.50	8.00	2.60	F0501WR-S-28PDB1	13.50	20.00	14.60
F0501WR-S-05PDB1	2.00	8.50	3.10	F0501WR-S-29PDB1	14.00	20.50	15.10
F0501WR-S-06PDB1	2.50	9.00	3.60	F0501WR-S-30PDB1	14.50	21.00	15.60
F0501WR-S-07PDB1	3.00	9.50	4.10	F0501WR-S-31PDB1	15.00	21.50	16.10
F0501WR-S-08PDB1	3.50	10.00	4.60	F0501WR-S-32PDB1	15.50	22.00	16.60
F0501WR-S-09PDB1	4.00	10.50	5.10	F0501WR-S-33PDB1	16.00	22.50	17.10
F0501WR-S-10PDB1	4.50	11.00	5.60	F0501WR-S-34PDB1	16.50	23.00	17.60
F0501WR-S-11PDB1	5.00	11.50	6.10	F0501WR-S-35PDB1	17.00	23.50	18.10
F0501WR-S-12PDB1	5.50	12.00	6.60	F0501WR-S-36PDB1	17.50	24.00	18.60
F0501WR-S-13PDB1	6.00	12.50	7.10	F0501WR-S-37PDB1	18.00	24.50	19.10
F0501WR-S-14PDB1	6.50	13.00	7.60	F0501WR-S-38PDB1	18.50	25.00	19.60
F0501WR-S-15PDB1	7.00	13.50	8.10	F0501WR-S-39PDB1	19.00	25.50	20.10
F0501WR-S-16PDB1	7.50	14.00	8.60	F0501WR-S-40PDB1	19.50	26.00	20.60
F0501WR-S-17PDB1	8.00	14.50	9.10	F0501WR-S-41PDB1	20.00	26.50	21.10
F0501WR-S-18PDB1	8.50	15.00	9.60	F0501WR-S-42PDB1	20.50	27.00	21.60
F0501WR-S-19PDB1	9.00	15.50	10.10	F0501WR-S-43PDB1	21.00	27.50	22.10
F0501WR-S-20PDB1	9.50	16.00	10.60	F0501WR-S-44PDB1	21.50	28.00	22.60
F0501WR-S-21PDB1	10.00	16.50	11.10	F0501WR-S-45PDB1	22.00	28.50	23.10
F0501WR-S-22PDB1	10.50	17.00	11.60	F0501WR-S-46PDB1	22.50	29.00	23.60
F0501WR-S-23PDB1	11.00	17.50	12.10	F0501WR-S-47PDB1	23.00	29.50	24.10
F0501WR-S-24PDB1	11.50	18.00	12.60	F0501WR-S-48PDB1	23.50	30.00	24.60
F0501WR-S-25PDB1	12.00	18.50	13.10	F0501WR-S-49PDB1	24.00	30.50	25.10
F0501WR-S-26PDB1	12.50	19.00	13.60	F0501WR-S-50PDB1	24.50	31.00	25.60
F0501WR-S-27PDB1	13.00	19.50	14.10				

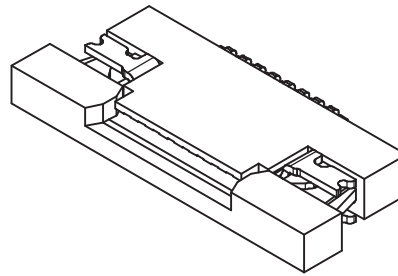
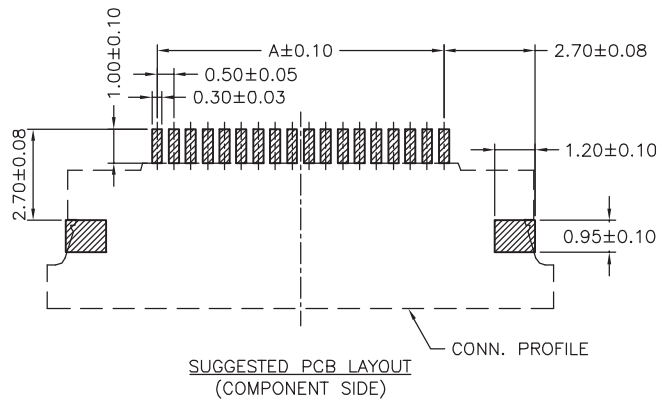


广瑞电子科技有限公司

UNIT	SCALE	SHEET
mm		1 of 2
DRAWN BY	APPROVED BY	
SUSAN	HENLY	
	GENERAL TOLERANCE	
A3	REVISE	2008.12.11
A2	REVISE	2007.07.17
A1	REVISE	2006.11.08
A0	NEW RELEASE	2006.06.08
REV.	DESCRIPTION	DATE

TITLE: 0.50mm PITCH
 FFC/FPC CONNECTOR
 90°SMT TYPE, ZIF,
 BOTTOM CONTACT STYLE

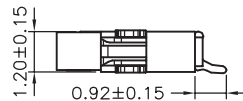
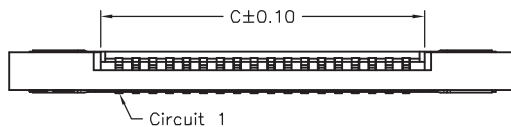
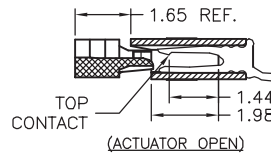
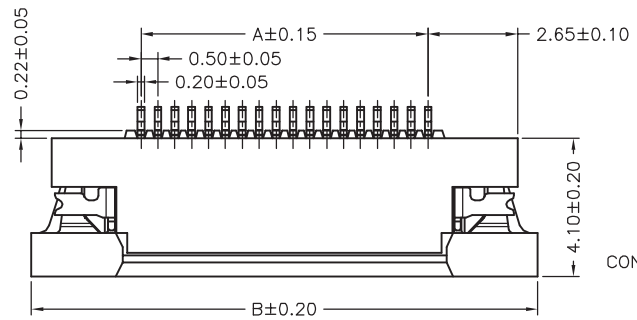
DRAW NO.: F0501WR-S-XPDB1 REV. A3



SPECIFICATIONS
 Current Rating: 0.5A AC,DC
 Voltage Rating: 50V AC,DC
 Temperature Range: -25°C ~ +85°C
 Contact Resistance: 30mΩ Max.
 Insulation Resistance: 100MΩ Min.
 Withstanding Voltage: 250V AC/minute
 Contacts: Phosphor Bronze/Gold-plated
 Solder Tabs: Phosphor Bronze/Gold-flash
 Housing: LCP,UL94V-0,Natural(Beige)
 Actuator: Nylon 6T,UL94V-0,Natural(Black)

Ordering Information & Dimensions

PART NO.	Dimensions			PART NO.	Dimensions		
	A	B	C		A	B	C
F0501WR-S-04PDT1	1.50	8.00	2.60	F0501WR-S-28PDT1	13.50	20.00	14.60
F0501WR-S-05PDT1	2.00	8.50	3.10	F0501WR-S-29PDT1	14.00	20.50	15.10
F0501WR-S-06PDT1	2.50	9.00	3.60	F0501WR-S-30PDT1	14.50	21.00	15.60
F0501WR-S-07PDT1	3.00	9.50	4.10	F0501WR-S-31PDT1	15.00	21.50	16.10
F0501WR-S-08PDT1	3.50	10.00	4.60	F0501WR-S-32PDT1	15.50	22.00	16.60
F0501WR-S-09PDT1	4.00	10.50	5.10	F0501WR-S-33PDT1	16.00	22.50	17.10
F0501WR-S-10PDT1	4.50	11.00	5.60	F0501WR-S-34PDT1	16.50	23.00	17.60
F0501WR-S-11PDT1	5.00	11.50	6.10	F0501WR-S-35PDT1	17.00	23.50	18.10
F0501WR-S-12PDT1	5.50	12.00	6.60	F0501WR-S-36PDT1	17.50	24.00	18.60
F0501WR-S-13PDT1	6.00	12.50	7.10	F0501WR-S-37PDT1	18.00	24.50	19.10
F0501WR-S-14PDT1	6.50	13.00	7.60	F0501WR-S-38PDT1	18.50	25.00	19.60
F0501WR-S-15PDT1	7.00	13.50	8.10	F0501WR-S-39PDT1	19.00	25.50	20.10
F0501WR-S-16PDT1	7.50	14.00	8.60	F0501WR-S-40PDT1	19.50	26.00	20.60
F0501WR-S-17PDT1	8.00	14.50	9.10	F0501WR-S-41PDT1	20.00	26.50	21.10
F0501WR-S-18PDT1	8.50	15.00	9.60	F0501WR-S-42PDT1	20.50	27.00	21.60
F0501WR-S-19PDT1	9.00	15.50	10.10	F0501WR-S-43PDT1	21.00	27.50	22.10
F0501WR-S-20PDT1	9.50	16.00	10.60	F0501WR-S-44PDT1	21.50	28.00	22.60
F0501WR-S-21PDT1	10.00	16.50	11.10	F0501WR-S-45PDT1	22.00	28.50	23.10
F0501WR-S-22PDT1	10.50	17.00	11.60	F0501WR-S-46PDT1	22.50	29.00	23.60
F0501WR-S-23PDT1	11.00	17.50	12.10	F0501WR-S-47PDT1	23.00	29.50	24.10
F0501WR-S-24PDT1	11.50	18.00	12.60	F0501WR-S-48PDT1	23.50	30.00	24.60
F0501WR-S-25PDT1	12.00	18.50	13.10	F0501WR-S-49PDT1	24.00	30.50	25.10
F0501WR-S-26PDT1	12.50	19.00	13.60	F0501WR-S-50PDT1	24.50	31.00	25.60
F0501WR-S-27PDT1	13.00	19.50	14.10				



					JOINT TECH ELECTRONIC IND. CO., LTD.	
					JOY DAY INDUSTRIAL CO., LTD.	
			UNIT	SCALE	SHEET	TITLE: 0.50mm PITCH FFC/FPC CONNECTOR 90°SMT TYPE, ZIF, TOP CONTACT STYLE
			mm		1 of 2	
			DRAWN BY	APPROVED BY		
			李勤	董正一		
A3	REVISE	2008.12.11	2006.06.08	2006.06.08		DRAW NO. : F0501WR-S-XPDT1
A2	REVISE	2007.07.17	GENERAL TOLERANCE			
A1	REVISE	2006.11.08	X.X±0.25	ANGLE±		
A0	NEW RELEASE	2006.06.08	X.XX±0.15			
REV.	DESCRIPTION	DATE	X.XXX±0.05			

REV. A3